

PANDUAN PENULISAN REGISTER-SUBMISSION

Redaksi Jurnal Penelitian Pendidikan Bidan
Sekolah Tinggi Ilmu Kesehatan Bakti Utama Pati
Jalan Ki Ageng Selo No. 15, Pati

REGISTER

Redaksi Jurnal Penelitian Pendidikan Bidan
Sekolah Tinggi Ilmu Kesehatan Bakti Utama Pati
Jalan Ki Ageng Selo No. 15, Pati

REGISTRASI ACCOUNT di OJS

- 1 Buka Alamat Website Jurnal Penelitian Pendidikan Bidan: <https://jppb.stikesbup.ac.id>
- 2 Klik Menu **Register**



Register Login

Jurnal Penelitian Pendidikan Bidan (Midwifery Educational Research Journal)

Current Archives About ▾ Search

Current Issue

Vol. 1 No. 01 (2023): Jurnal Penelitian Pendidikan Bidan

Jurnal Penelitian Pendidikan Bidan (Midwife Education Research Journal) merupakan wadah atau sarana yang menerbitkan tulisan ilmiah hasil-hasil penelitian maupun nonhasil penelitian di bidang ilmu-ilmu kebidanan khususnya dan ilmu-ilmu kesehatan pada umumnya yang belum pernah diterbitkan atau sedang dalam proses penerbitan di jurnal-jurnal ilmiah lain. Redaksi berhak mengubah tulisan tanpa mengubah maksud atau substansi dari naskah yang dikirimkan. Naskah yang belum layak diterbitkan dalam **Jurnal Penelitian Pendidikan Bidan (Midwife Education Research Journal)** tidak dikembalikan kepada pengirimnya, kecuali atas permintaan dari penulis yang bersangkutan.

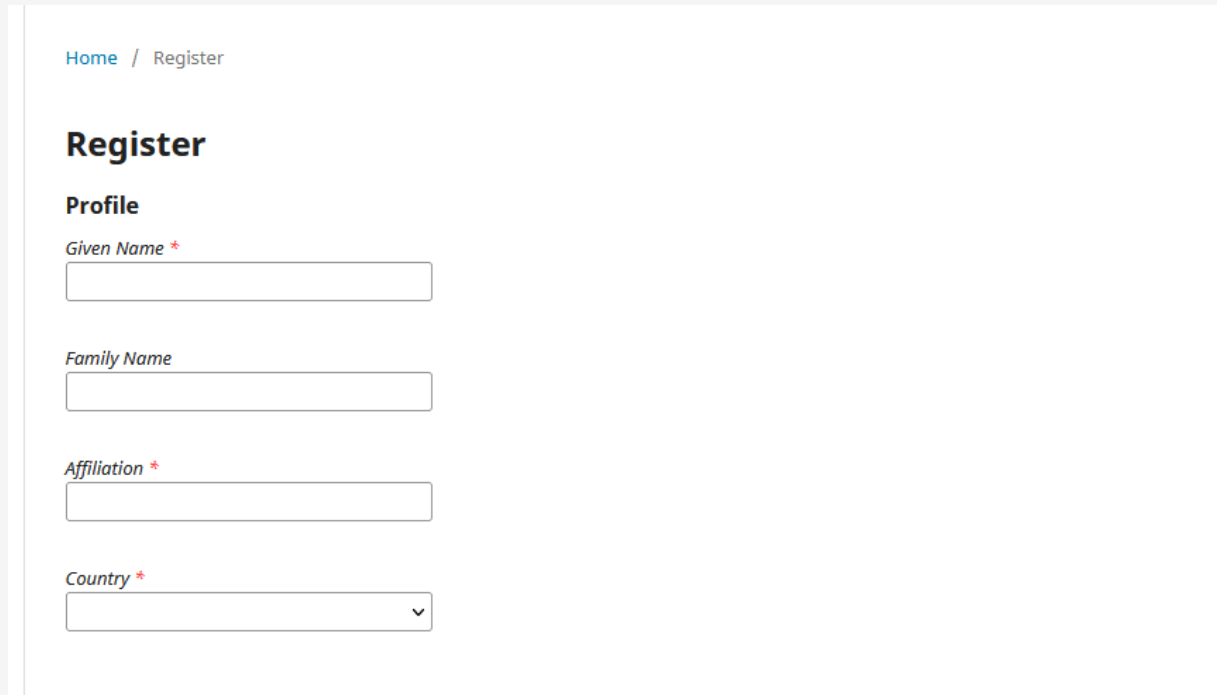
Published: 2023-04-28

Download Template:

DOC Journal Template

REGISTRASI ACCOUNT di OJS

3 Pada Halaman Register Lengkapi semua data yang dibutuhkan yang ada pada kolom



Home / Register

Register

Profile

*Given Name **

Family Name

*Affiliation **

*Country **

| Tips

1. Kolom yang bertanda bintang (*) wajib di isi
2. Kolom given name diisi nama depan, family name diisi nama belakang

REGISTRASI ACCOUNT di OJS

4 Kemudian **check list** pada kolom **confirmation**

Login

Email *

Username *

Password *

Repeat password *

Yes, I agree to have my data collected and stored according to the [privacy statement](#).

Yes, I would like to be notified of new publications and announcements.

Yes, I would like to be contacted with requests to review submissions to this journal.

Reviewing interests

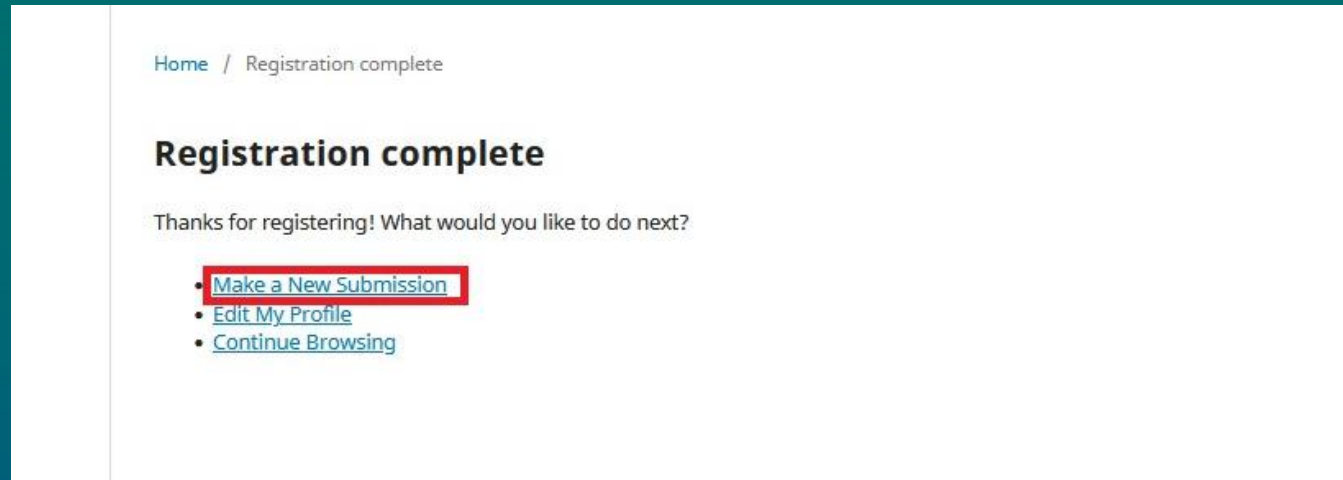
5 Kemudian klik tombol Registrasi

SUBMISSION

Redaksi Jurnal Penelitian Pendidikan Bidan
Sekolah Tinggi Ilmu Kesehatan Bakti Utama Pati
Jalan Ki Ageng Selo No. 15, Pati

1

Login menggunakan akun yang sudah di registrasi, kemudian klik **Make a New Submission**



2

Step 1 : START

Pada **Submission Requirements**: Checklist semua isian


1. Start 2. Upload Submission 3. Enter Metadata 4. Confirmation 5. Next Steps

Submission Requirements

You must read and acknowledge that you've completed the requirements below before proceeding.

- The submission has not been previously published, nor is it before another journal for consideration (or an explanation has been provided in Comments to the Editor).
- The submission file is in OpenOffice, Microsoft Word, or RTF document file format.
- Where available, URLs for the references have been provided.
- The text is single-spaced; uses a 12-point font; employs italics, rather than underlining (except with URL addresses); and all illustrations, figures, and tables are placed within the text at the appropriate points, rather than at the end.
- The text adheres to the stylistic and bibliographic requirements outlined in the Author Guidelines.

Comments for the Editor



Selanjutnya isi **Comment for the editor** Jika ada (pilihan opsional)
Checklist semua **Corresponding Contact**

Comments for the Editor

Rich text editor toolbar: Copy, Paste, Bold (B), Italic (I), Underline (U), Link, Unlink, Source code, Full screen, Upload, and a plus sign for more options.

Corresponding Contact *

- I agree to be contacted about this submission.
- Yes, I agree to have my data collected and stored according to the [privacy statement](#).

Buttons: **Save and continue** (highlighted with a red box), **Cancel**

* Denotes required field

3

Kemudian Klik tombol **Save and Continue**

1

Step 2 : Uploading the Submission

Pada **Submission File**: pilih Artikel Text pada **Article Component**, Masukkan artikel yang akan di Upload (format doc atau sejenisnya) Kemudian klik Tombol upload dan Tunggu proses upload

Upload Submission File

1. Upload File 2. Review Details 3. Confirm

Article Component *
Article Text

Drag and drop a file here to begin upload

Upload File

Continue Cancel

2

Kemudian klik tombol **Continue**

3

Pada **Review Detail** klik tombol **Continue**

4

Pada **Confirm** klik tombol **Complete**

5

Klik tombol **Save and Continue**

1. Start 2. Upload Submission 3. Enter Metadata 4. Confirmation 5. Next Steps

Submission Files

Q Search Upload File

406-1	setiawan007, Artikel Jurnal Ilmu Kesehatan dan Kebidanan.docx	March 11, 2022	Article Text
-------	---	----------------	--------------

Save and continue Cancel

1

Step 3 : Enter Meta Data

Isikan semua data yang dibutuhkan.

Pada **Authors** : jika lebih dari satu

penulis, klik **Add Contributor** untuk menambahkan

Klik **Save and Continue** apabila sudah diisi semua


1. Start 2. Upload Submission **3. Enter Metadata** 4. Confirmation 5. Next Steps

Prefix **Title ***

Examples: A, The

Subtitle

Abstract *



List of Contributors [Add Contributor](#)

Name	E-mail	Role	Primary Contact	In Browse Lists
▶ Febrianto Bagus Setiawan	febriantobagussetiawan@gmail.com	Author	<input checked="" type="checkbox"/>	<input checked="" type="checkbox"/>

Submission Metadata

These specifications are based on the Dublin Core metadata set, an international standard used to describe journal content.

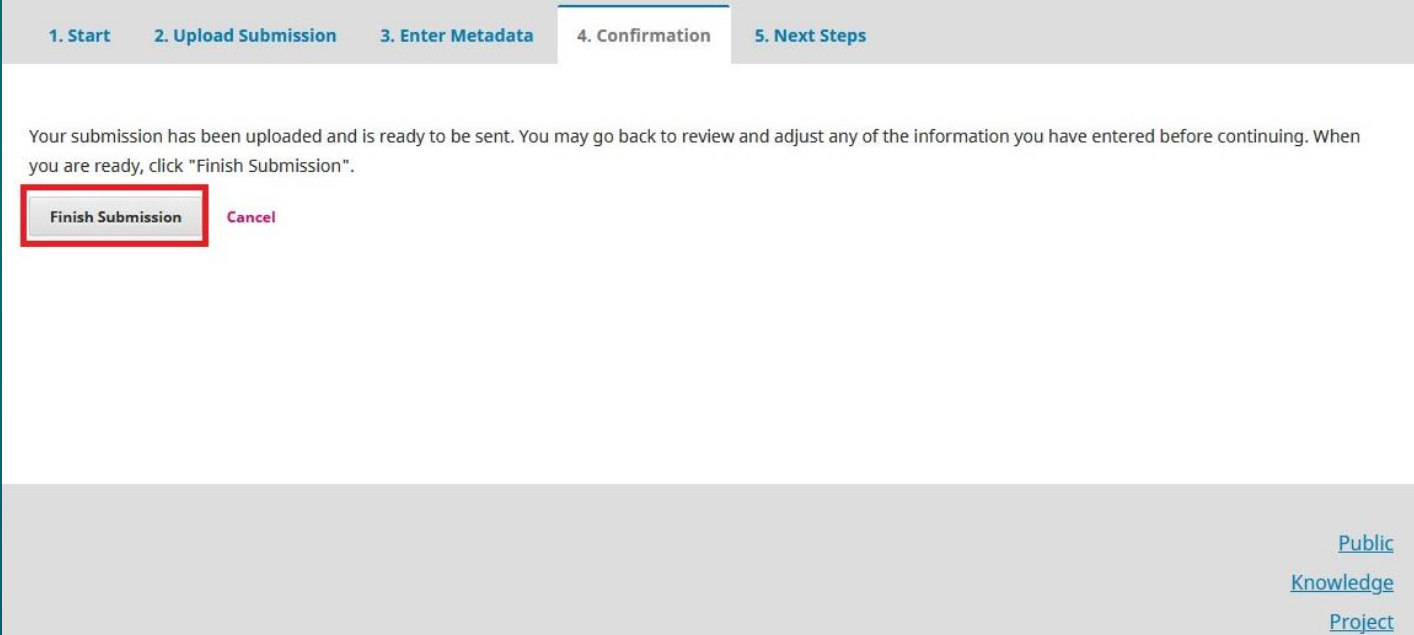
Additional Refinements

Keywords

[Save and continue](#) [Cancel](#)

1 Step 4 : Confirmation

Klik **Finish Submission** untuk mengirim artikel



The screenshot shows a web interface with a progress bar at the top containing five steps: 1. Start, 2. Upload Submission, 3. Enter Metadata, 4. Confirmation, and 5. Next Steps. Step 4 is currently active. Below the progress bar, a message reads: "Your submission has been uploaded and is ready to be sent. You may go back to review and adjust any of the information you have entered before continuing. When you are ready, click "Finish Submission".". Below this message are two buttons: "Finish Submission" (highlighted with a red border) and "Cancel". In the bottom right corner, there are three links: "Public", "Knowledge", and "Project".

2 Confirm Klik Ok

More questions about Jurnal Penelitian Pendidikan Bidan (*Midwife Education Research Journal*)

Email: p3m@stikesbup.ac.id

Redaksi Jurnal Penelitian Pendidikan Bidan
Sekolah Tinggi Ilmu Kesehatan Bakti Utama Pati
Jalan Ki Ageng Selo No. 15, Pati